



District Report Card: 2017


State: Assam	District: Udalguri
Class: 3	Subject: Language
Schools: 61	Students: 959


Participation/Coverage


Students

 GENDER	Boys		Girls	
	Number	%	Number	%
	481	50.16	478	49.84

 AREA	Rural		Urban	
	Number	%	Number	%
	911	94.99	48	5.01

 CATEGORY	SC		ST		OBC		GEN	
	Number	%	Number	%	Number	%	Number	%
	111	11.57	131	13.66	332	34.62	385	40.15

 CWSN	LD	VI	HI	S&LD	ID	Oth
	1	2	0	4	4	6

 Management	Government		Government-aided	
	Number	%	Number	%
	898	93.64	61	6.36

Average Performance of Students in Language (%)

Overall	Gender		Area		Management		Social Group			
	Male	Female	Rural	Urban	Govt.	Aided	SC	ST	OBC	GEN
72.91	71.82	74.00	72.31	84.31	72.06	85.36	83.36	70.53	80.20	64.42

Performance on Learning Outcomes (LOs)

Learning Outcomes	Description	Average Performance(%)
L304	Reads small texts with comprehension i.e., identifies main ideas, details, sequence and draws conclusions	75.22
L312	Reads printed scripts on the classroom walls: poems, posters, charts etc.	68.28

Range of Performance of Students who Answered Correctly							
Below 30%		30% - 50%		50% - 75%		Above 75%	
Number	%	Number	%	Number	%	Number	%
58	6.05	101	10.53	292	30.45	508	52.97

Lowest Performing Learning Outcomes (LOs)

1 - Reads printed scripts on the classroom walls: poems, posters, charts etc. (68.28)

2 - Reads small texts with comprehension i.e., identifies main ideas, details, sequence and draws conclusions (75.22)